


serinex

CNC TOOLHOLDER SYSTEM 

CODOLI

PULL STUDS

TIRETTES

ANZUGSBOLZEN



WWW.SERINEX.IT

CODOLI PULL STUDS

CODOLI - INTRODUZIONE



Serinx produce codoli di aggancio di tutte le tipologie: BT, DIN, ISO, CAT-METRIC, HURCO, JIS 6339, OTT, CHIRON, C.B.FERRARI, KITAMURA, MITSUI, codoli di aggancio per macchine per la lavorazione del legno e della plastica, oltre che speciali a disegno. È possibile, inoltre, fornire i codoli di aggancio con uno specifico trattamento antiruggine.

Tutti i codoli sono prodotti con un elevato standard qualitativo per una massima sicurezza operativa.

Utilizziamo per la nostra produzione di codoli per mandrini soltanto barre di acciai legati di altissima qualità, provenienti da acciaierie qualificate, fornite con certificati di qualità e controllate singolarmente con unità di controllo ad "ultrasuoni" per scongiurare difetti interni del materiale come cricche o microlesioni.

Inoltre tutta la nostra produzione subisce un trattamento termico specifico per ottenere le maggiori doti di resistenza e resilienza a prodotto finito.

Tutte le lavorazioni meccaniche sono eseguite nella nostra moderna unità produttiva di Annone Brianza, situato a breve distanza da Lecco, in un comparto di oltre 7000 mq. dotato di un ampio parco macchine con una produzione giornaliera elevata.

Nella nostra unità produttiva, utilizziamo solo macchine CNC di ultima generazione;

inoltre tutte le fasi della lavorazione vengono accuratamente controllate dai nostri tecnici, in ottemperanza alle procedure dettate dalla certificazione ISO 9001: 2008, oltre che verificate dalla nostra più che ventennale esperienza.

Nel nostro magazzino automatico sono sempre disponibili tutte le tipologie di codoli più usati in tutte le tipologie in commercio.

PULL STUDS - INTRODUCTION



Serinx produces every kind of pull studs: BT, DIN, ISO, CAT-METRIC, HURCO, JIS 6339, OTT, CHIRON, C.B.FERRARI, KITAMURA, MITSUI, wood-working machines pull stud and pull stud for adaptors). Is also possible to supply the pull studs with a specific anti rusting treatment.

Every pull stud follows a high-quality standard to pursue the maximum operative safety.

For our production we only use high-quality steel bar, produced in qualified steel plant, provided with quality certifications and individually controlled with ultrasounds in order to avoid internal deficiency of the material.

Furthermore, our pull studs production undergoes a specific heat-treatment to obtain superior quality of resistance and resilience.

All the mechanical workings are performed in our modern division in Annone Brianza, not far from Lecco, in a place of more than 7000 mq., supplied with a wide rolling stock with a high daily production.

In our productive unit, we only use latest generation CNC machines; furthermore every working phase is carefully controlled by our technicians, following the procedures of the certification ISO 9001: 2008, and verified by our twenty-years experience.

In our automatic storehouse every kind of pull studs is always available, in every typology on the market.

ATTENZIONE / ATTENTION

DATI TECNICI ED IMMAGINI SONO INDICATIVI. SERINEX SI RISERVA DI APPORTARE AGGIORNAMENTI IN QUALSIASI MOMENTO E SENZA OBBLIGO DI PREAVVISO.

TECHNICAL DATA AND DRAWINGS ARE FOR INFORMATION PURPOSES ONLY. SERINEX RESERVES THE RIGHT TO UPDATE SPECS AT ANYTIME AND WITHOUT NOTICE.

TIRETTES ANZUGSBOLZEN



TIRETTES - INTRODUCTION

Serinx produit des tirettes de toute typologie: BT, DIN, ISO, CAT-METRIC, HURCO, JIS6339, OTT, CHIRON, C.B.FERRARI, KITAMURA, MITSUI, tirettes pour machines de travail du bois et tirettes pour mandrins). En outre, il est possible de fournir les tirettes avec un traitement spécifique anti-rouille.

Toutes les tirettes sont produites avec un standard qualitatif très élevé pour une sécurité opérationnelle maximale.

Pour la production de tirettes pour mandrins nous n'utilisons que des barres d'alliages d'aciers de très haute qualité, provenant d'aciéries qualifiées, fournies avec certificat de qualité et soumises à une unité de contrôle à "ultrasons" pour éviter les défauts internes du matériel telles les fissures et les micro lésions.

En outre, toute notre production de tirettes subit un traitement thermique spécifique pour obtenir une qualité élevée de résistance et résilience du produit fini.

Toutes les fabrications mécaniques sont effectuées au sein de notre unité moderne de production d'Annone Brianza, sise à une courte distance de Lecco, dans un compartiment de plus de 7000 mq, doté d'un ample parc de machines avec une production journalière élevée.

Dans l'unité de production "tirettes", nous n'utilisons que des machines-outils à CNC de dernière génération;

en outre, toutes les phases de fabrications sont soigneusement contrôlées par nos techniciens, en respectant les procédures dictées par la certification ISO 9001: 2008, en plus des vérifications soutenues par nos 20 années d'expérience.

Notre magasin automatique dispose toujours de tous les types de tirettes les plus utilisées de tous les types en commerce.



ANZUGSBOLZEN - EINFÜHRUNG

Serinx produziert Anzugsbolzen aller Sorten: BT, DIN, ISO, CAT-METRIC, HURCO, JIS 6339, OTT, CHIRON, C.B.FERRARI, KITAMURA, MITSUI, Anzugsbolzen für Werkzeugmaschinen für die Holzbearbeitung und Anzugsbolzen für Futter).

Alle Anzugsbolzen sind mit einem Qualitätsstandard für die höchste Betriebssicherheit hergestellt.

In der Produktion von Anzugsbolzen für Futter verwenden wir nur legierte Stähle höher Qualität, die aus qualifizierten Stahlwerken kommen, mit Qualitätszertifikaten geliefert und mit Ultraschall-Prüfeinheiten einzeln kontrolliert werden, um innere Fehler wie Risse oder Mikrobeschädigungen abzuwenden.

Zudem erfährt unsere ganze Produktion von Anzugsbolzen eine spezifische Wärmebehandlung, um die besten Eigenschaften von Festigkeit und Kerbschlagzähigkeit des Endprodukts zu erzielen.

Alle mechanische Verarbeitungen werden bei unserem modernen Produktionsbetrieb von Annone Brianza durchgeführt, der sich in einer Abteilung von mehr als 7000 Quadratmetern in der Umgebung von Lecco befindet und über einen breiten Maschinenpark mit einer hohen täglichen Produktion ausgestattet ist.

In der Abteilung für die Anzugsbolzen, benutzen wir die modernsten CNC Maschinen; außerdem werden alle Verarbeitungsphasen ebenso von unseren Technischen sorgfältig kontrolliert, indem sie die Vorgänge der ISO 9001:2008 Zertifizierung beachten, wie von unserer zwanzigjährigen Erfahrung garantiert.

In unserem automatischen Warenlager sind immer alle auf dem Markt existierenden Sorten Anzugsbolzen verfügbar.

AVERTISSEMENT / WARNUNG


DONNÉES TECHNIQUES ET PHOTOS SONT À TITRE INDICATIF. SERINEX SE RÉSERVE LE DROIT DE METTRE À JOUR À TOUT MOMENT ET SANS PRÉAVIS.


TECHNISCHE DATEN UND BILDER SIND RICHTWERTE. SERINEX BEHÄLT SICH DAS RECHT VOR, JEDERZEIT UND OHNE VORHERIGE ANKÜNDIGUNG ZU AKTUALISIEREN.


INDICE INDEX





	MAS 403 BT	<p>SENZA FORO / FORATO / CON DOPPIO OR / PROLUNGATO <i>WITHOUT BORE / WITH BORE / WITH DOUBLE O-RING / EXTENDED FOR MT SLEEVES</i> SANS TROU / PERCEE / AVEC DOUBLE JOINT TORIQUE / LOUNQUE <i>OHNE LOCH / MIT LOCH / MIT DOPPELTER O-RING / VERLÄNGERTE</i></p>	81
	DIN 69872	<p>SENZA FORO / FORATO / SEMIFORATO / CON DOPPIO OR / PROLUNGATO <i>WITHOUT BORE / WITH BORE / WITH HALF BORE / WITH DOUBLE O-RING / EXTENDED FOR MT</i> SANS TROU / PERCEE / SEMI-PERCEE / AVEC DOUBLE JOINT TORIQUE / LOUNGE <i>OHNE LOCH / MIT LOCH / HALB MIT LOCH / MIT DOPPELTER O-RING / VERLÄNGERTE</i></p>	84
	ISO 7388/2A ISO 7388/2B	<p>SENZA FORO / FORATO / PROLUNGATO / CON SEDE CHIP <i>WITHOUT BORE / WITH BORE / EXTENDED FOR MT SLEEVES / WITH ID-HOLE</i> SANS TROU / PERCEE / LOUNGE / AVEC SIÈGE BALLUFF <i>OHNE LOCH / MIT LOCH / VERLÄNGERTE / MIT ID-HOLE</i></p>	87
	MAZAK	<p>SENZA FORO / FORATO <i>WITHOUT COOLANT BORE / WITH COOLANT BORE</i> SANS TROU / PERCEE <i>OHNE LOCH / MIT LOCH</i></p>	91
	HURCO	<p>SENZA FORO / FORATO <i>WITHOUT COOLANT BORE / WITH COOLANT BORE</i> SANS TROU / PERCEE <i>OHNE LOCH / MIT LOCH</i></p>	93
	JIS-B 6339	<p>SENZA FORO / FORATO / PROLUNGATO <i>WITHOUT COOLANT BORE / WITH COOLANT BORE / EXTENDED FOR MT SLEEVES</i> SANS TROU / PERCEE / LOUNGE <i>OHNE LOCH / MIT LOCH / VERLÄNGERTE</i></p>	95

	DIN 69871 OTT/TC	SENZA FORO / FORATO <i>WITHOUT COOLANT BORE / WITH COOLANT BORE</i> SANS TROU / PERCEE <i>OHNE LOCH / MIT LOCH</i>	97
---	-------------------------	---	-----------


	MAS 403 OTT/BT	SENZA FORO / FORATO <i>WITHOUT COOLANT BORE / WITH COOLANT BORE</i> SANS TROU / PERCEE <i>OHNE LOCH / MIT LOCH</i>	99
--	-----------------------	---	-----------

	KITAMURA	CILINDRICHE PER MANDRINI IDRAULICI E A FORTE SERRAGGIO <i>STRAIGHT COLLETS FOR HYDRAULIC AND POWER MILLING CHUCKS</i> CYLINDRIQUES POUR MANDRINS A GRAND PUISSANCE ET HYDRAULIQUES <i>ZYLINDRISCHE SPANNZANGEN FÜR KLEMMFUTTER UND HYDRODEHNSPANNFUTTER</i>	101
--	-----------------	--	------------

	MITSUI	SENZA FORO <i>WITHOUT COOLANT BORE</i> SANS TROU <i>OHNE LOCH</i>	103
---	---------------	--	------------

	CHIRON	SENZA FORO <i>WITHOUT COOLANT BORE</i> SANS TROU <i>OHNE LOCH</i>	105
--	---------------	--	------------

	C.B. FERRARI	FORATO <i>WITH COOLANT BORE</i> PERCEE <i>MIT LOCH</i>	107
--	---------------------	---	------------

		DI AGGANCIAMENTO PER LA LAVORAZIONE DEL LEGNO <i>FOR WOOD</i> POUR LE TRAVAIL DU BOIS <i>FÜR HOLZ</i>	109
--	--	--	------------

	SPECIALI	SPECIALI <i>SPECIALS</i> SPÉCIAL <i>SPECIAL</i>	112
--	-----------------	--	------------

CARATTERISTICHE / SPECIFICATION / CARACTÉRISTIQUES/ TECHNISCHE DATEN

CARATTERISTICHE TECNICHE

- Costruiti in acciaio speciale con elevata resistenza;
- Sono cementati, temprati, rinvenuti, sabbiati e bruniti;
- Vengono rettificati su tutto il profilo di aggancio e sede del mandrino con rettifiche a CNC provviste di posizionatore e misuratore in process.

TECHNICAL FEATURES

- Built with special steel;
- Carburized, hardened, tempered, sandblasted and burnished;
- Grinding on the adaptor profile, with rebore CNC supplied with positioning device and indicator in process.

CARACTÉRISTIQUES

- Fabriquées en acier de cémentation et d'alliage;
- Cémentées, Trempées, revenues, décapées et brunies;
- Elles sont rectifiées sur tout le profil de fixation et l'emplacement du mandrin avec des rectifications à CNC pourvues de positionneur e mesureur in process.

TECHNISCHE DATEN

- Sie werden aus Einsatzstahl gemacht mit legiert.
- Sie werden gestählt, angelassen, sandgestrahlt und brüniert;
- Sie werden auf dem ganzen Anzugsprofil und Spannfuttersitz mit CNC Schleifmaschinen geschliffen, die mit Stell- und Messgerät versehen sind.

ISTRUZIONI E PRECAUZIONI / INSTRUCTIONS AND PRECAUTIONS INSTRUCTIONS ET PRÉCAUTIONS / ANLEITUNGEN UND VORSICHTSMASSNAHMEN

ISTRUZIONI E PRECAUZIONI

- Per il corretto montaggio si consiglia di utilizzare colla frena filetti.
- È pericoloso usare codoli di aggancio che non garantiscano la qualità del materiale e del trattamento termico; la rottura di un codolo rovina il cono della macchina ed è pericoloso per gli operatori.
- Gli sforzi di chiusura dei codoli sono i seguenti:
M12: 2 ÷ 2,4 Kgm - M16: 6 ÷ 7,8 Kgm - M24: 20 ÷ 24 Kgm

INSTRUCTIONS AND PRECAUTIONS

- For correct fitting we recommend the use of a thread locking adhesive.
- It is dangerous to use pull studs where the quality of the materials and heat treatment are not guaranteed. The breaking of a pull stud ruins the cone of the machine and is dangerous for the operator.
- Pull studs should be torqued as follows:
M12: 2 ÷ 2,4 Kgm - M16: 6 ÷ 7,8 Kgm - M24: 20 ÷ 24 Kgm

INSTRUCTIONS ET PRÉCAUTIONS D'UTILISATION

- Pour un correct assemblage il est conseillé d'utiliser de la colle freine-filets.
- Il est dangereux d'utiliser des tirettes qu'ils ne garantissent pas la qualité du matériel et du traitement thermique; l'endommagement d'un tirette abîme le cône de la machine et devient dangereux pour les opérateurs.
- Les efforts de fermeture des tirettes sont les suivants:
M12: 2 ÷ 2,4 Kgm - M16: 6 ÷ 7,8 Kgm - M24: 20 ÷ 24 Kgm

ANLEITUNGEN UND VORSICHTSMASSNAHMEN

- Für eine korrekte Montage empfiehlt man ein Gewindbremser Klebstoff.
- Es ist gefährlich Anzugsbolzen zu verwenden, die eine Materialqualität und eine thermische Behandlung nicht garantieren; der Bruch eines Anzugsbolzen beschädigt den Maschinenkonus und ist gefährlich für die Arbeiter.
- Die Verschlusskräfte der Anzugsbolzen sind folgende:
M12: 2 ÷ 2,4 Kgm - M16: 6 ÷ 7,8 Kgm - M24: 20 ÷ 24 Kgm

CARATTERISTICHE COSTRUTTIVE / MANUFACTURING SPECIFICATIONS / CARACTÉRISTIQUES CONSTRUCTIVES / BAULICHE DATEN

CARATTERISTICHE COSTRUTTIVE

- Costruiti con acciaio speciale con elevata resistenza agli urti.
- Cementati, temprati, rinvenuti con durezza HRC 56÷60; filettatura protetta dalla cementazione, durezza HRC 45.
- Superfici funzionali rettificate.
- Forniti con O-ring di tenuta sulla guida.

MANUFACTURING SPECIFICATIONS

- Manufactured with special steel with maximum impact strength.
- Casehardened and tempered to HRC 56 ÷ 60; the thread is soft HRC 45.
- Functional surfaces completely ground.
- Supplied with O-ring on the guide.

CARACTÉRISTIQUES CONSTRUCTIVES

- Les tirettes sont construits avec acier spécial avec résistance élevée aux chocs.
- Cimentés, trempés, revenu avec dureté HRC 56÷60; filetage protégé par la cimentation, dureté HRC45.
- Les Surfaces fonctionnelles sont rectifiées.
- Les tirettes sont fournis avec joint-torique de tenue sur le guide.

BAULICHE DATEN

- Sie werden aus Sonderstahl gebaut mit hoher Stossfestigkeit;
- Einsatzgehärtet, gehärtet, angelassen mit Härte HRC56÷60; Gewinde geschützt vom Einsatzhärten, Härte HRC45
- Funktionelle Oberflächen geschliffen;
- Die O-ringe auf der Führung werden mitgeliefert

CODOLI MAS 403 BT

PULL STUDS MAS 403 BT



SENZA FORO

WITHOUT BORE



FORATO

WITH BORE



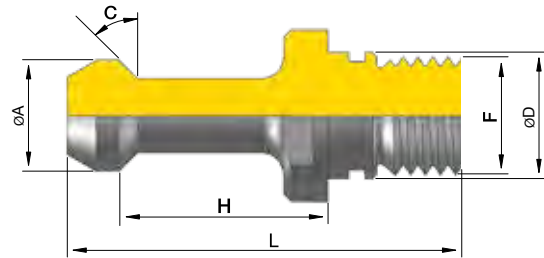
CON DOPPIO OR

WITH DOUBLE O-RING



PROLUNGATO

EXTENDED FOR MT SLEEVES

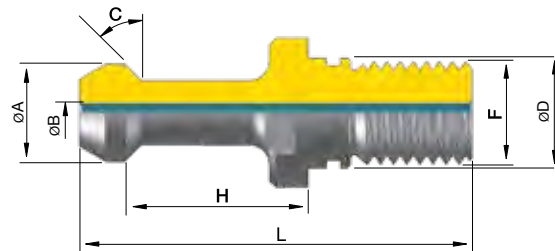


MAS 403 - SENZA FORO - WITHOUT COOLANT BORE

SENZA FORO

Cod.	F	C	ØD	ØA	H	L	TOOL SHANK	NOTE
PS.BT30.1	M12	45°	12,5	11	18	43	BT30	Without oring
PS.BT30.2	M12	60°	12,5	11	18	43	BT30	Without oring
PS.BT30.3	M12	90°	12,5	11	18	43	BT 30	Without oring
PS.BT40.1	M16	45°	17	15	28	60	BT 40	-

Cod.	F	C	ØD	ØA	H	L	TOOL SHANK	NOTE
PS.BT40.2	M16	60°	17	15	28	60	BT 40	-
PS.BT40.3	M16	90°	17	15	28	60	BT 40	-
PS.BT50.1	M24	45°	25	23	35	85	BT 50	-
PS.BT50.2	M24	60°	25	23	35	85	BT 50	-
PS.BT50.3	M24	90°	25	23	35	85	BT 50	-

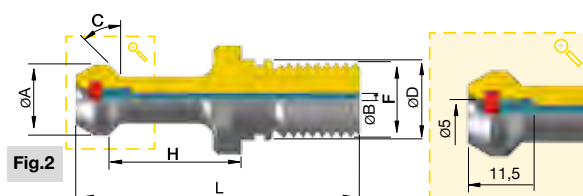
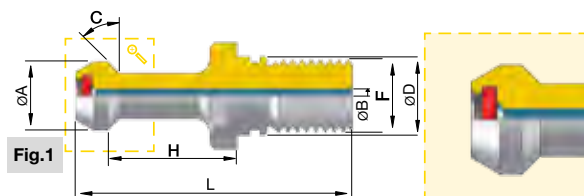


MAS 403 - FORATI - WITH COOLANT BORE

FORATO

Cod.	F	C	ØD	ØA	H	L	ØB	TOOL SHANK	NOTE
PS.BT30.1F	M12	45°	12,5	11	18	43	2,5	BT30	Without oring
PS.BT30.2F	M12	60°	12,5	11	18	43	2,5	BT30	Without oring
PS.BT30.3F	M12	90°	12,5	11	18	43	2,5	BT30	Without oring
PS.BT40.1F	M16	45°	17	15	28	60	3	BT 40	-

Cod.	F	C	ØD	ØA	H	L	ØB	TOOL SHANK	NOTE
PS.BT40.2F	M16	60°	17	15	28	60	3	BT 40	-
PS.BT40.3F	M16	90°	17	15	28	60	3	BT 40	-
PS.BT50.1F	M24	45°	25	23	35	85	6	BT 50	-
PS.BT50.2F	M24	60°	25	23	35	85	6	BT 50	-
PS.BT50.3F	M24	90°	25	23	35	85	6	BT 50	-

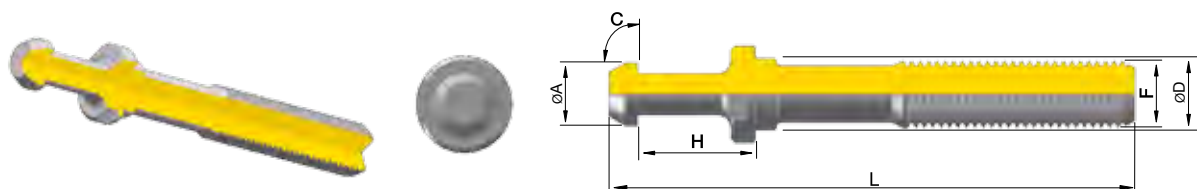


CODOLI CON DOPPIO O-RING PER REFRIGERANTE AD ALTA PRESSIONE
SEALED PULL STUDS WITH DOUBLE O-RING FOR HIGH PRESSURE COOLANT

CON DOPPIO OR

Cod.	F	C	ØD	ØA	H	L	ØB	TOOL SHANK	NOTE
PS.BT40.1F20R	M16	45°	17	15	28	60	3	BT 40	Fig. 1
PS.BT40.1F20R5	M16	45°	17	15	28	60	3	BT 40	Fig. 2
PS.BT40.2F20R	M16	60°	17	15	28	60	3	BT 40	Fig. 1

Cod.	F	C	ØD	ØA	H	L	ØB	TOOL SHANK	NOTE
PS.BT50.1F20R	M24	45°	25	23	35	85	6	BT 50	Fig. 1
PS.BT50.2F20R	M24	60°	25	23	35	85	6	BT 50	Fig. 1
PS.BT50.3F20R	M24	90°	25	23	35	85	6	BT 50	Fig. 1



MAS 403 BT - PROLUNGATI - EXTENDED FOR MT SLEEVES

PROLUNGATO

Cod.	F	C	ØD	ØA	H	L	TOOL SHANK	MORSE TAPER
PS.BT.PR.M10.1	M10	45°	17	15	28	120	BT 40	2
PS.BT.PR.M12.1	M12	45°	17	15	28	120	BT 40	3
PS.BT.PR.M16.1	M16	45°	17	15	28	125	BT 40	4
PS.BT.PR.M10.2	M10	60°	17	15	28	120	BT 40	2
PS.BT.PR.M12.2	M12	60°	17	15	28	120	BT 40	3

Cod.	F	C	ØD	ØA	H	L	TOOL SHANK	MORSE TAPER
PS.BT.PR.M16.2	M16	60°	17	15	28	125	BT 40	4
PS.BT.PR.M10.3	M10	90°	17	15	28	120	BT 40	2
PS.BT.PR.M12.3	M12	90°	17	15	28	120	BT 40	3
PS.BT.PR.M16.3	M16	90°	17	15	28	125	BT 40	4

CODOLI DIN 69872

PULL STUDS DIN 69872



SENZA FORO

WITHOUT BORE



FORATO

WITH BORE



SEMIFORATO

WITH HALF BORE



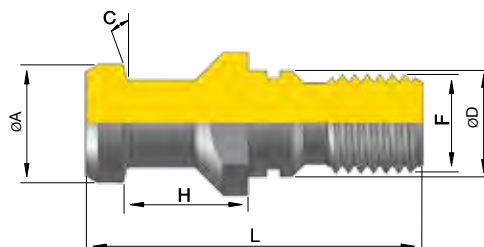
CON DOPPIO OR

WITH DOUBLE O-RING



PROLUNGATO

EXTENDED FOR MT SLEEVES

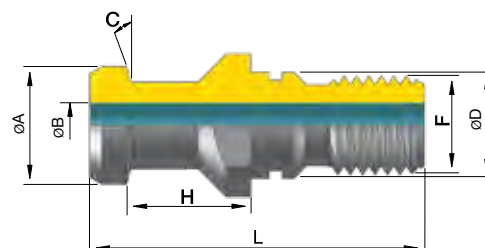



DIN 69872 A - SENZA FORO - WITHOUT COOLANT BORE

SENZA FORO

Cod.	F	C	ØD	ØA	H	L	TOOL SHANK	NOTE
PS.DIN30SF	M12	15°	13	13	19	44	DIN 30	Without oring
PS.DIN40SF	M16	15°	17	19	20	54	DIN 40	With oring

Cod.	F	C	ØD	ØA	H	L	TOOL SHANK	NOTE
PS.DIN45SF	M20	15°	21	23	23	65	DIN 45	With oring
PS.DIN50SF	M24	15°	25	28	25	74	DIN 50	With oring

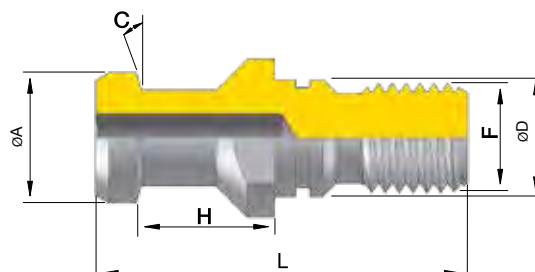


DIN 69872 A - FORATI - WITH COOLANT BORE

FORATO

Cod.	F	C	ØD	ØA	H	L	ØB	TOOL SHANK	NOTE
PS.DIN30A	M12	15°	13	13	19	44	2,5	DIN 30	Without oring
PS.DIN30.F4	M12	15°	13	13	19	44	4	DIN 30	Without oring
PS.DIN40A	M16	15°	17	19	20	54	7	DIN 40	With oring

Cod.	F	C	ØD	ØA	H	L	ØB	TOOL SHANK	NOTE
PS.DIN45A	M20	15°	21	23	23	65	9,5	DIN 45	With oring
PS.DIN50A	M24	15°	25	28	25	74	11,5	DIN 50	With oring
PS.DIN50A.F6	M24	15°	25	28	25	74	6	DIN 50	Without oring





DIN 69872 B - SEMIFORATI - WITH HALF BORE

SEMIFORATO

Cod.	F	C	ØD	ØA	H	L	ØB	TOOL SHANK	NOTE
PS.DIN40B	M16	15°	17	19	20	54	7	DIN 40	With oring

Cod.	F	C	ØD	ØA	H	L	ØB	TOOL SHANK	NOTE
PS.DIN50B	M24	15°	25	28	25	74	11,5	DIN 50	With oring





CODOLI CON DOPPIO O-RING PER REFRIGERANTE AD ALTA PRESSIONE SEALED PULL STUDS WITH DOUBLE O-RING FOR HIGH PRESSURE COOLANT

CON DOPPIO OR

Cod.	F	C	ØD	ØA	H	L	ØB	TOOL SHANK
PS.DIN40.20R	M16	15°	17	19	20	54	7	DIN 40
PS.DIN40.20R-BT	M16	15°	17	19	23	54	7	DIN 40

Cod.	F	C	ØD	ØA	H	L	ØB	TOOL SHANK
PS.DIN50.20R	M24	15°	25	28	25	74	11,5	DIN 50



DIN 69872 - PROLUNGATI - EXTENDED FOR MT SLEEVES

PROLUNGATO

Cod.	F	C	ØD	ØA	H	L	TOOL SHANK	MORSE TAPER
PS.DIN.PR.M10.1	M10	15°	17	19	20	111	DIN 40	2
PS.DIN.PR.M12.1	M12	15°	17	19	20	116	DIN 40	3

Cod.	F	C	ØD	ØA	H	L	TOOL SHANK	MORSE TAPER
PS.DIN.PR.M16.1	M16	15°	17	19	20	121	DIN 40	4

CODOLI ISO 7388/2A - 7388/2B

PULL STUDS ISO 7388/2A - 7388/2B



SENZA FORO

WITHOUT BORE



FORATO

WITH BORE



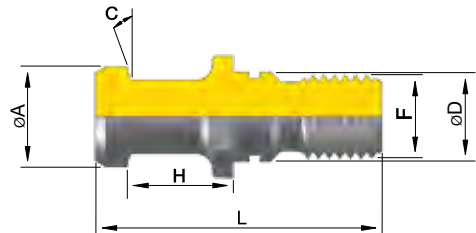
PROLUNGATO

EXTENDED FOR MT SLEEVES



CON SEDE CHIP

WITH ID-HOLE

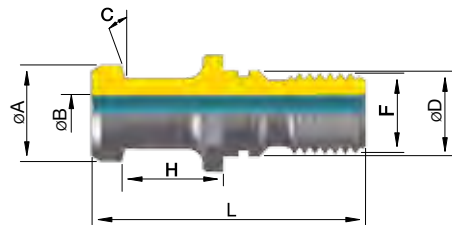


ISO 7388/2 A - SENZA FORO - WITHOUT COOLANT BORE

SENZA FORO

Cod.	F	C	ØD	ØA	H	L	TOOL SHANK	NOTE
PS.TC30A.SF	M12	15°	13	12	19	44	DIN 30	Without oring
PS.TC40A.SF	M16	15°	17	19	20	54	DIN 40	With oring

Cod.	F	C	ØD	ØA	H	L	TOOL SHANK	NOTE
PS.TC50A.SF	M24	15°	25	28	25	74	DIN 50	With oring





ISO 7388/2 A - FORATI - WITH COOLANT BORE

FORATO

Cod.	F	C	ØD	ØA	H	L	ØB	TOOL SHANK	NOTE
PS.TC30A	M12	15°	13	12	19	44	4	DIN 30	Without oring
PS.TC40A	M16	15°	17	19	20	54	7	DIN 40	With oring

Cod.	F	C	ØD	ØA	H	L	ØB	TOOL SHANK	NOTE
PS.TC50A	M24	15°	25	28	25	74	11,5	DIN 50	With oring

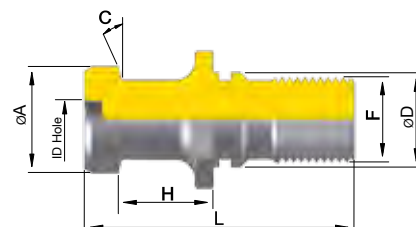


ISO 7388/2 A - PROLUNGATI - EXTENDED FOR MT SLEEVES

PROLUNGATO

Cod.	F	C	ØD	ØA	H	L	TOOL SHANK	MORSE TAPER
PS.TC.PR.M10.1	M10	15°	17	19	20	111	DIN 40	2
PS.TC.PR.M12.1	M12	15°	17	19	20	116	DIN 40	3

Cod.	F	C	ØD	ØA	H	L	TOOL SHANK	MORSE TAPER
PS.TC.PR.M16.1	M16	15°	17	19	20	121	DIN 40	4

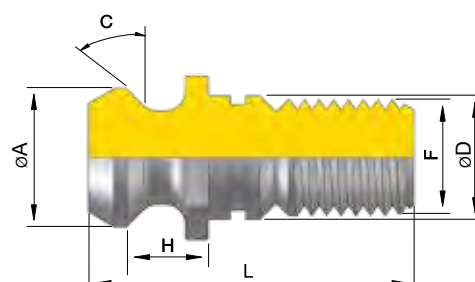


ISO 7388/2 A - CON SEDE CHIP - WITH ID HOLE

CON SEDE CHIP

Cod.	F	C	$\varnothing D$	$\varnothing A$	H	L	ID HOLE	TOOL SHANK
PS.TC40BF	M16	15°	17	19	20	54	10x4,7	DIN 40
PS.TC50BF1	M24	15°	25	28	25	74	12x8,4	DIN 50

Cod.	F	C	$\varnothing D$	$\varnothing A$	H	L	ID HOLE	TOOL SHANK
PS.TC50.BF	M24	15°	25	28	25	74	10x4,7	DIN 50

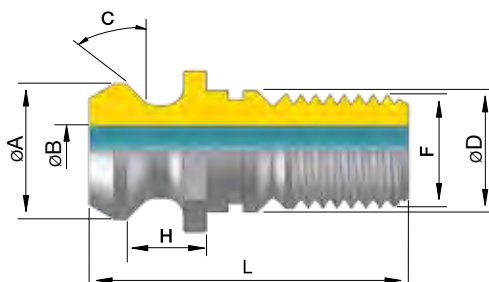
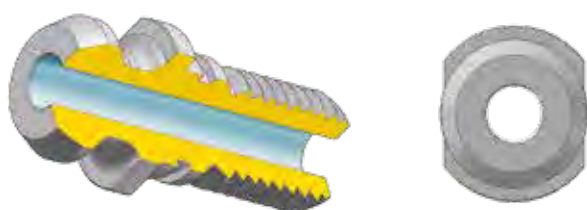


ISO 7388/2 B - SENZA FORO - WITHOUT COOLANT BORE

SENZA FORO

Cod.	F	C	$\varnothing D$	$\varnothing A$	H	L	TOOL SHANK	NOTE
PS.CAT30A.SF	M12	45°	12,5	13,35	8,15	34	DIN 30	Without oring
PS.CAT40A.SF	M16	45°	17	18,95	11,15	44,5	DIN 40	With oring

Cod.	F	C	$\varnothing D$	$\varnothing A$	H	L	TOOL SHANK	NOTE
PS.CAT50A.SF	M24	45°	25	29,1	17,95	65,5	DIN 50	With oring

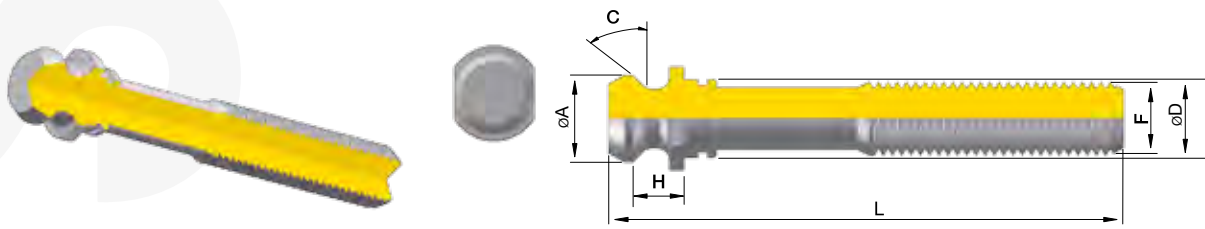


ISO 7388/2 B - FORATO - WITH COOLANT BORE

FORATO

Cod.	F	C	$\varnothing D$	$\varnothing A$	H	L	$\varnothing B$	TOOL SHANK	NOTE
PS.CAT30A	M12	45°	13	13,35	8,15	34	4	DIN 30	Without oring
PS.CAT40A	M16	45°	17	18,95	11,15	44,5	7	DIN 40	With oring

Cod.	F	C	$\varnothing D$	$\varnothing A$	H	L	$\varnothing B$	TOOL SHANK	NOTE
PS.CAT50A	M24	45°	25	29,1	17,95	65,5	11,5	DIN 50	With oring



ISO 7388/2 B - PROLUNGATI - EXTENDED FOR MT SLEEVES

PROLUNGATO

Cod.	F	C	ØD	ØA	H	L	TOOL SHANK	MORSE TAPER
PS.CAT.PR.M10.1	M10	45°	17	18,95	11,15	101,4	DIN 40	2
PS.CAT.PR.M12.1	M12	45°	17	18,95	11,15	106,4	DIN 40	3

Cod.	F	C	ØD	ØA	H	L	TOOL SHANK	MORSE TAPER
PS.CAT.PR.M16.1	M16	45°	17	18,95	11,15	111,4	DIN 40	4

CODOLI MAZAK

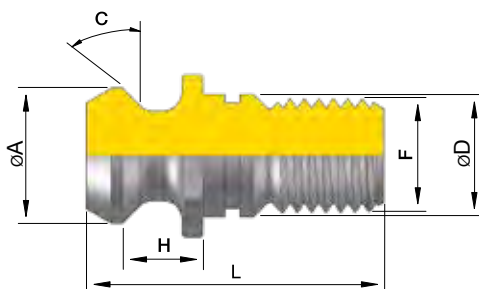
PULL STUDS MAZAK



SENZA FORO
WITHOUT BORE



FORATO
WITH BORE

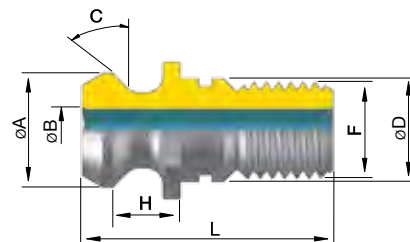



MAZAK - SENZA FORO - WITHOUT COOLANT BORE

SENZA FORO

Cod.	F	C	ØD	ØA	H	L	TOOL SHANK	TAPER
PS.CAT40.MZ1SF	M16	45°	17	18,8	11,17	41,25	DIN 40	Cat Metric

Cod.	F	C	ØD	ØA	H	L	TOOL SHANK	TAPER
PS.CAT40.MZ2SF	M16	45°	17	18,8	14,02	44,1	BT 40	BT



MAZAK - FORATI - WITH COOLANT BORE

FORATO

Cod.	F	C	ØD	ØA	H	L	ØB	TOOL SHANK	TAPER
PS.CAT40.MZ1	M16	45°	17	18,8	11,17	41,25	7	DIN 40	Cat Metric
PS.CAT40.MZ2	M16	45°	17	18,8	14,02	44,1	7	BT 40	BT

Cod.	F	C	ØD	ØA	H	L	ØB	TOOL SHANK	TAPER
PS.CAT50.MZ3	M24	45°	25	28,95	17,58	65,2	10	BT 50	BT
PS.CAT50.MZ4	M24	45°	25	28,95	17,78	65,4	10	DIN 50	Cat Metric

CODOLI HURCO

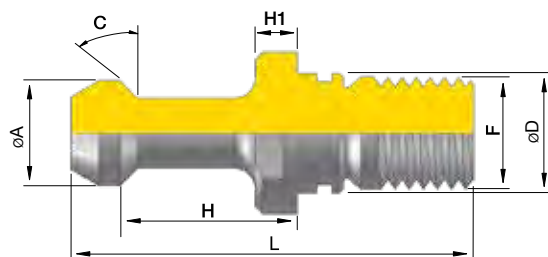
PULL STUDS HURCO



SENZA FORO
WITHOUT BORE



FORATO
WITH BORE

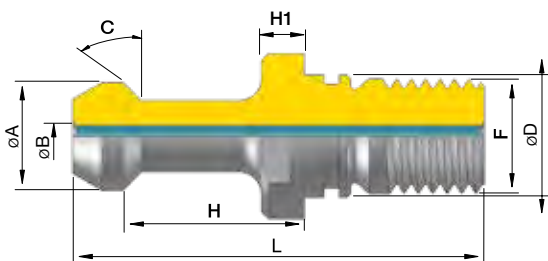



HURCO - SENZA FORO - WITHOUT COOLANT BORE

SENZA FORO

Cod.	F	C	ØD	ØA	H	L	H1	TOOL SHANK
PS.BT40-HC1.SF	M16 45°	17	15	25,15	57,15	6	BT 40	
PS.BT40-HC1.1.SF	M16 45°	17	15	25,15	57,15	3	BT 40	
PS.BT40-HC2.SF	M16 60°	17	15	25,15	57,15	6	BT 40	

Cod.	F	C	ØD	ØA	H	L	H1	TOOL SHANK
PS.BT40-HC2.1.SF	M16 60°	17	15	25,15	57,15	3	BT 40	
PS.BT40-HC3.SF	M16 90°	17	15	25,15	57,15	6	BT 40	
PS.BT40-HC3.1.SF	M16 90°	17	15	25,15	57,15	3	BT 40	



HURCO - FORATI - WITH COOLANT BORE

FORATO

Cod.	F	C	ØD	ØA	H	L	H1	ØB	TOOL SHANK
PS.BT40-HC1	M16 45°	17	15	25,15	57,15	6	3	BT 40	
PS.BT40-HC1.1	M16 45°	17	15	25,15	57,15	6	4,5	BT 40	
PS.BT40-HC1.2	M16 45°	17	15	25,15	57,15	3	3	BT 40	
PS.BT40-HC1.F4	M16 45°	17	15	25,15	57,15	6	4	BT 40	
PS.BT40-HC2	M16 60°	17	15	25,15	57,15	6	3	BT 40	

Cod.	F	C	ØD	ØA	H	L	H1	ØB	TOOL SHANK
PS.BT40-HC2.2	M16 60°	17	15	25,15	57,15	3	3	BT 40	
PS.BT40-HC2.F4	M16 60°	17	15	25,15	57,15	6	4	BT 40	
PS.BT40-HC3	M16 90°	17	15	25,15	57,15	6	3	BT 40	
PS.BT40-HC3.2	M16 90°	17	15	25,15	57,15	3	3	BT 40	

CODOLI JIS-B 6339

PULL STUDS JIS-B 6339



SENZA FORO

WITHOUT BORE



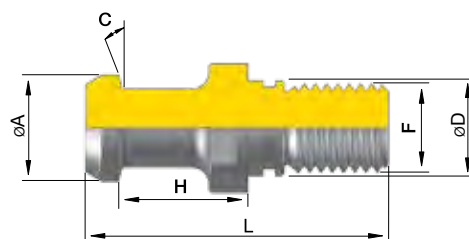
FORATO

WITH BORE



PROLUNGATO

EXTENDED FOR MT SLEEVES




JIS-B 6339 - SENZA FORO - WITHOUT COOLANT BORE

SENZA FORO

Cod.	F	C	ØD	ØA	H	L	TOOL SHANK	NOTE
PS.JS30SF	M12	15°	12,5	12	18,4	43	BT 30	Without oring
PS.JS40SF	M16	15°	17	19	23	54	BT40	-

Cod.	F	C	ØD	ØA	H	L	TOOL SHANK	NOTE
PS.JS50SF	M24	15°	25	28	25	74	BT 50	-




JIS-B 6339 - FORATI - WITH COOLANT BORE

FORATO

Cod.	F	C	ØD	ØA	H	L	ØB	TOOL SHANK
PS.JS30-3	M12	15°	12,5	12	18,4	43	3	BT 30
PS.JS40-3	M16	15°	17	19	23	54	3	BT 40
PS.JS40-4	M16	15°	17	19	23	54	4	BT 40
PS.JS40-5	M16	15°	17	19	23	54	5	BT 40

Cod.	F	C	ØD	ØA	H	L	ØB	TOOL SHANK
PS.JS40-554	M16	15°	17	19	23	54	5,5-4	BT 40
PS.JS40-6	M16	15°	17	19	23	54	6	BT 40
PS.JS40-7	M16	15°	17	19	23	54	7	BT 40
PS.JS50-10	M24	15°	25	28	25	74	10	BT 50



JIS-B 6339 - PROLUNGATI - EXTENDED FOR MT SLEEVES

PROLUNGATO

Cod.	F	C	ØD	ØA	H	L	TOOL SHANK	MORSE TAPER
PS.JS.PR.M10.1	M10	15°	17	19	23	114	BT 40	2
PS.JS.PR.M12.1	M12	15°	17	19	23	114	BT40	3

Cod.	F	C	ØD	ØA	H	L	TOOL SHANK	MORSE TAPER
PS.JS.PR.M16.1	M16	15°	17	19	23	119	BT 40	4

CODOLI DIN 69871 OTT/TC

PULL STUDS DIN 69871 OTT/TC



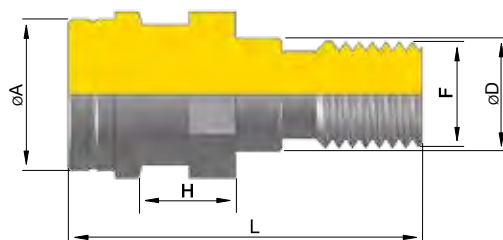
SENZA FORO

WITHOUT BORE



FORATO

WITH BORE




OTT/TC FOR DIN69871 TOOHOLDERS - SENZA FORO - WITHOUT COOLANT BORE

SENZA FORO

Cod.	F	$\varnothing D$	$\varnothing A$	H	L	TOOL SHANK
PS.OTT40TC.SF	M16	17	25	14,52	53,1	DIN 40

Cod.	F	$\varnothing D$	$\varnothing A$	H	L	TOOL SHANK
PS.OTT50TC.SF	M24	25	39,6	14	65	DIN 50



OTT/TC FOR DIN69871 TOOHOLDERS - FORATI - WITH COOLANT BORE

FORATO

Cod.	F	$\varnothing D$	$\varnothing A$	H	L	M	TOOL SHANK
PS.OTT40TC	M16	17	25	14,52	53,1	M16	DIN 40

Cod.	F	$\varnothing D$	$\varnothing A$	H	L	M	TOOL SHANK
PS.OTT50TC	M24	25	39,6	14	65	-	DIN 50

CODOLI MAS 403 OTT/BT

PULL STUDS MAS 403 OTT/BT




SENZA FORO

WITHOUT BORE



FORATO

WITH BORE





OTT/BT FOR MAS 403 TOOLHOLDERS - SENZA FORO - WITHOUT COOLANT BORE

SENZA FORO

Cod.	F	$\varnothing D$	$\varnothing A$	H	L	M	TOOL SHANK
PS.OTT40BT.SF	M16	17	25	17,54	56	-	DIN 40

Cod.	F	$\varnothing D$	$\varnothing A$	H	L	M	TOOL SHANK
PS.OTT50BT.SF	M24	25	39,6	14	65	-	DIN 50



OTT/BT FOR MAS 403 TOOLHOLDERS - FORATI - WITH COOLANT BORE

FORATO

Cod.	F	$\varnothing D$	$\varnothing A$	H	L	M	TOOL SHANK
PS.OTT40BT	M16	17	25	17,54	56	M16	DIN 40

Cod.	F	$\varnothing D$	$\varnothing A$	H	L	M	TOOL SHANK
PS.OTT50BT	M24	25	39,6	14	65	M24	DIN 50

CODOLI KITAMURA

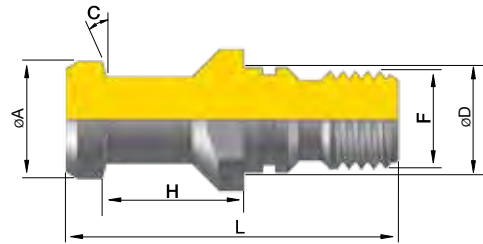
PULL STUDS KITAMURA



SENZA FORO
WITHOUT BORE



FORATO
WITH BORE

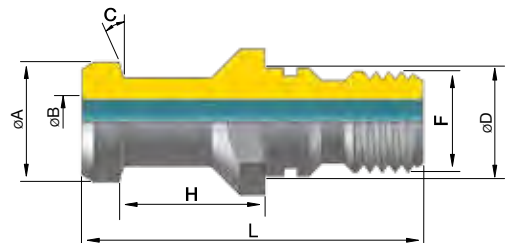



KITAMURA - SENZA FORO - WITHOUT COOLANT BORE

SENZA FORO

Cod.	F	C	$\varnothing D$	$\varnothing A$	H	L	$\varnothing B$	TOOL SHANK
PS.KITAMURA-M16/SF	M16	15°	17	19	23,2	57,2	-	BT40

Cod.	F	C	$\varnothing D$	$\varnothing A$	H	L	$\varnothing B$	TOOL SHANK
PS.KITAMURA-M12/SF	M12	45°	21,5	13	22,5	48	-	BT30



KITAMURA - FORATI - WITH COOLANT BORE

FORATO

Cod.	F	C	$\varnothing D$	$\varnothing A$	H	L	$\varnothing B$	TOOL SHANK
PS.KITAMURA-M16/F7	M16	15°	17	19	23	54	7	BT40

CODOLI MITSUI

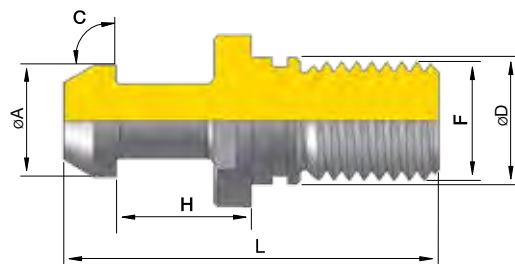

PULL STUDS MITSUI



SENZA FORO
WITHOUT BORE



FORATO
WITH BORE

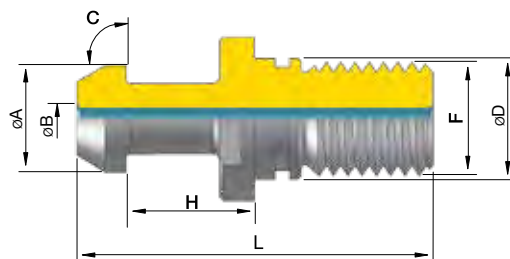
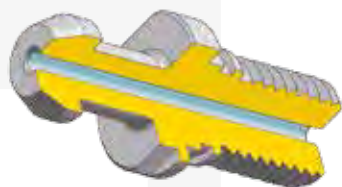


MITSUI SEIKI - SENZA FORO - WITHOUT COOLANT BORE

SENZA FORO

Cod.	F	C	ØD	ØA	H	L	TOOL SHANK
PS.BT40.31	M16	90°	17	15	18	50	BT 40

Cod.	F	C	ØD	ØA	H	L	TOOL SHANK
PS.BT50.31	M24	90°	25	24	23	71	BT 50



MITSUI SEIKI - FORATI - WITH COOLANT BORE

FORATO

Cod.	F	C	ØD	ØA	H	L	ØB	TOOL SHANK
PS.BT40.31F	M16	90°	17	15	18	50	3	BT 40

Cod.	F	C	ØD	ØA	H	L	ØB	TOOL SHANK
PS.BT50.31F	M24	90°	25	24	23	71	8	BT 50

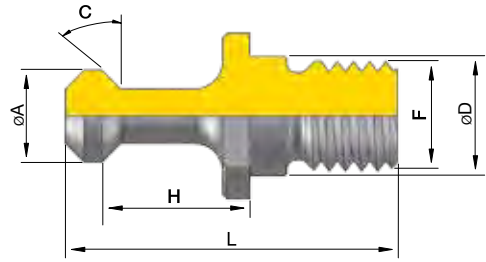
CODOLI CHIRON

PULL STUDS CHIRON



SENZA FORO

WITHOUT BORE



CHIRON

SENZA FORO

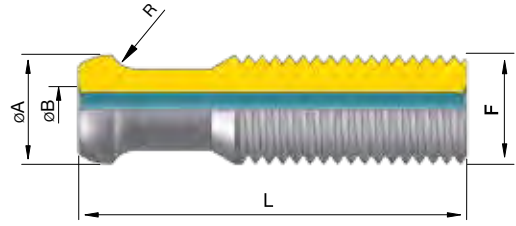
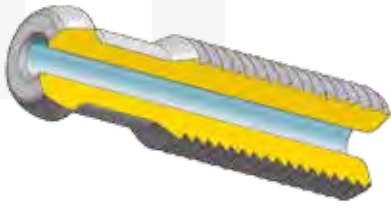
Cod.	F	C	ØD	ØA	H	L	TOOL SHANK
PS.CH30	M12	45°	13	10	16	36	BT30

CODOLI C.B. FERRARI

PULL STUDS C.B. FERRARI



FORATO
WITH BORE

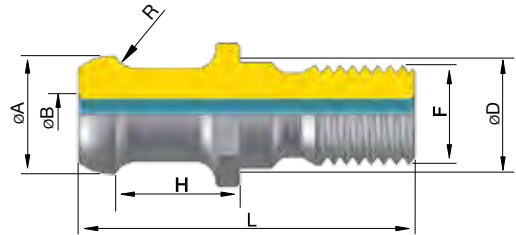



C.B. FERRARI

FORATO

Cod.	F	R	$\varnothing A$	L	$\varnothing B$	TOOL SHANK	DIS.C.B. FERRARI
PS.050185-C.B.F.-M16	M16	3,7	16	57	5	BT40	050185

Fornito completo di dado
Supplied complete with nut



C.B. FERRARI

FORATO

Cod.	F	R	$\varnothing D$	$\varnothing A$	H	L	$\varnothing B$	TOOL SHANK
PS-051385.C.B.F.-M12	M12	3,4	13	12	19,5	44	3	BT30
PS-051185.C.B.F.-M16.1	M16	3,7	17	19	20,31	54	5	BT40

Cod.	F	R	$\varnothing D$	$\varnothing A$	H	L	$\varnothing B$	TOOL SHANK
PS.C.B.F.-M24	M24	4,3	25	28	25,5	74	6	BT50

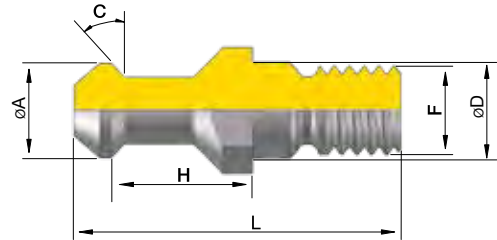
Su richiesta è possibile fornire anche i codoli di aggancio cb ferrari con il modello oscillante.
On request we can also provide shanks hooking cb ferrari with the oscillating pattern.

CODOLI DI AGGANCIAMENTO PER LA LAVORAZIONE DEL LEGNO

PULL STUDS FOR WOODWORKING MACHINE CHUCKS



SENZA FORO
WITHOUT BORE

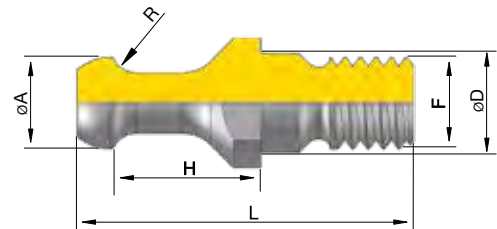


ALBERTI

SENZA FORO

Cod.	F	C	ØD	ØA	H	L	TOOL SHANK
CD06002	M6	45°	6,5	7	9,5	23	BT20
PS.WD25-ALB	M8	45°	9	10	13,5	31	BT25

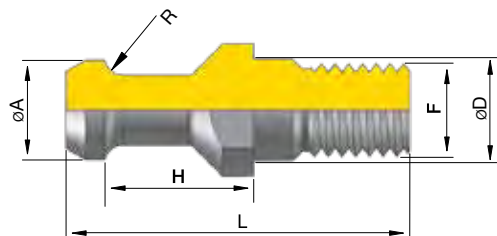
Cod.	F	C	ØD	ØA	H	L	TOOL SHANK
PS.WD30-ALB	M12	45°	13	12,8	19	44	BT30



BIESSE

SENZA FORO

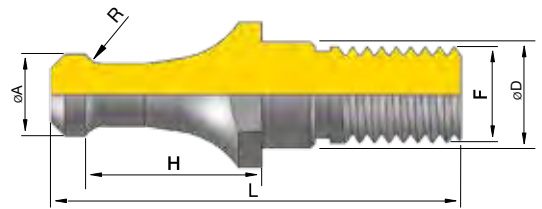
Cod.	F	R	ØD	ØA	H	L	TOOL SHANK
PS.WD30-BS2	M12	3,2	13	12	24	44	BT30



CMS

SENZA FORO


Cod.	F	R	ØD	ØA	H	L	TOOL SHANK
PS.WD30-CMS	M12	2,4	13	12,8	19	44	BT30



SCM

SENZA FORO

Cod.	F	R	ØD	ØA	H	L	TOOL SHANK
PS.WD30-SCM	M10	2,3	11	8,5	18,3	42,5	BT30



DIN 69872

SENZA FORO

Cod.	F	C	ØD	ØA	H	L	TOOL SHANK
PS.DIN30SF	M12	15°	13	13	19	44	BT30

CODOLI SPECIALI

SPECIAL PULL STUDS



SENZA FORO
WITHOUT BORE



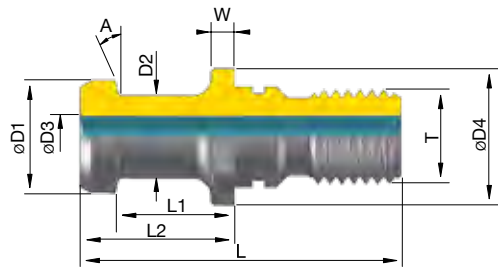

FORATO
WITH BORE



CON FILETTO IN POLLICI - RETENTION STUDS

SENZA FORO

Cod.	A	L	Ø D1	L1	Ø D2	L2	Ø D4	W	T
CD24288	45°	3.35"	.905"	1.386"	.669"	1.779"	1.031"	.389"	1"-8
CD24297	45°	3.35"	.905"	1.386"	.669"	1.779"	1.031"	.389"	1"-8
CD24298	60°	3.35"	.905"	1.386"	.669"	1.779"	1.031"	.389"	1"-8
CD24289	60°	3.35"	.905"	1.386"	.669"	1.779"	1.031"	.389"	1"-8
CD24290	90°	3.35"	.905"	1.386"	.669"	1.779"	1.031"	.389"	1"-8
CD24299	90°	3.35"	.905"	1.386"	.669"	1.779"	1.031"	.389"	1"-8
CD24302	75°	2.91"	1.101"	.984"	.825"	1.338"	1.031"	.197"	1"-8
CD24303	75°	2.91"	1.101"	.984"	.825"	1.338"	1.031"	.197"	1"-8
CD24300	45°	2.91"	1.140"	.700"	.820"	1.000"	1.031"	.197"	1"-8
CD24301	45°	2.91"	1.140"	.700"	.820"	1.000"	1.031"	.197"	1"-8



CON FILETTO IN POLLICI - RETENTION STUDS

FORATO


Cod.	A	L	Ø D1	L1	Ø D2	L2	Ø D3	Ø D4	W	T
CD16214	45°	2,25"	.588"	.988"	.393"	1.265"	.157"	.640"	.118"	5/8-11
CD16218	45°	2,25"	.588"	.988"	.393"	1.265"	.157"	.640"	.118"	5/8-11
CD16217	45°	2,25"	.588"	.988"	.393"	1.265"	.157"	.640"	.236"	5/8-11
CD16225	60°	2,25"	.588"	.988"	.393"	1.265"	.157"	.640"	.118"	5/8-11
CD16226	60°	2,25"	.588"	.988"	.393"	1.265"	.157"	.640"	.118"	5/8-11
CD16227	60°	2,25"	.588"	.988"	.393"	1.265"	.157"	.640"	.236"	5/8-11
CD16228	90°	2,25"	.588"	.988"	.393"	1.265"	.157"	.640"	.118"	5/8-11
CD16223	90°	2,25"	.588"	.988"	.393"	1.265"	.157"	.640"	.118"	5/8-11
CD16219	90°	2,25"	.588"	.988"	.393"	1.265"	.157"	.640"	.236"	5/8-11
CD16229	75°	2.00"	.748"	.790"	.551"	1.019"	.268"	.640"	.275"	5/8-11
CD16230	75°	2.00"	.748"	.790"	.551"	1.019"	.268"	.640"	.275"	5/8-11
CD16231	75°	2.00"	.748"	.790"	.551"	1.019"	.268"	.640"	.157"	5/8-11
CD16232	75°	2.00"	.748"	.790"	.551"	1.019"	.268"	.640"	.157"	5/8-11
CD16220	45°	1.62"	.740"	.440"	.490"	.640"	.268"	.640"	.118"	5/8-11
CD16221	45°	1.62"	.740"	.440"	.490"	.640"	.268"	.640"	.118"	5/8-11
CD16233	90°	2.03"	.588"	.777"	.393"	1.049"	.268"	.625"	.200"	5/8-11


CODOLI DI AGGANCIO SPECIALI A RICHIESTA


SPECIAL PULL STUDS AVAILABLE ON REQUEST

LES TIRANTS SPÉCIAUX, SUR DEMANDE SPÉCIFIQUE

SONDERTEILE GEMÄSS ZEICHNUNG

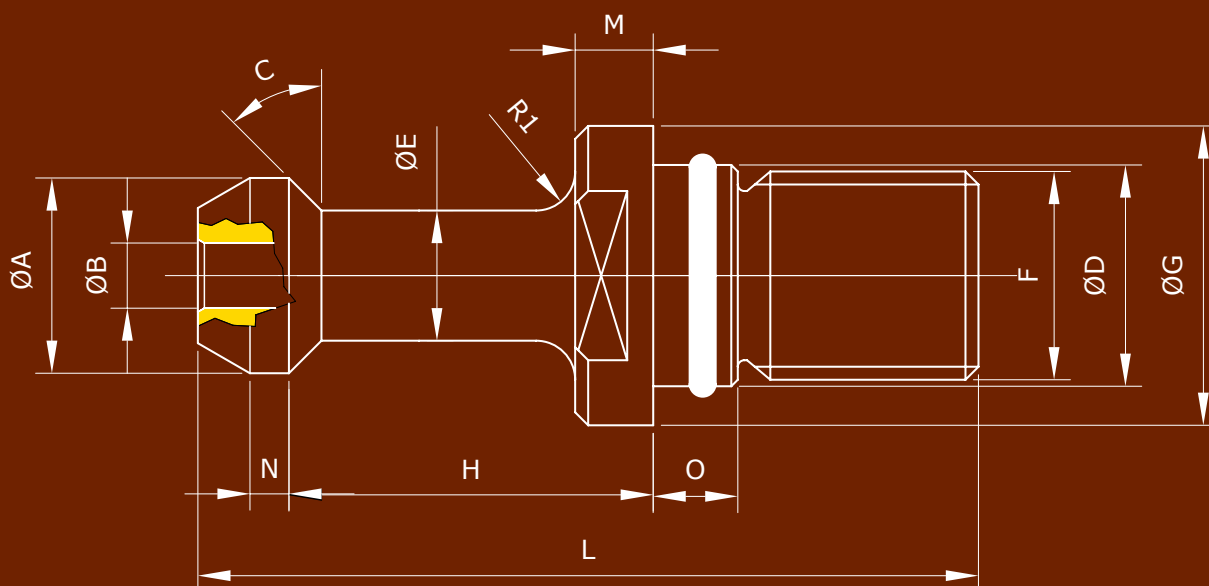
 Per codoli di aggancio speciali, non standard, utilizzare la seguente tabella per specificare le quote mancanti.

 Souligner, si possible, aussi les dimensions du siège de la clé sur la flange. Dans la demande reporter, si possible, le type de machine où le tirette est assemblé.


 For a non standard pull stud, add the dimensions required to the sketch and forward to Serinex


 Für die speziellen Anzugsbolzen, also nicht standard, bitte folgende Tabelle für fehlende Masse benutzen.


F	ØD	ØG	ØE	ØA	ØB	H	L	N	O	M	C	R1




NOTE / NOTE / NOTE / NOTE

 La quota angolare C, in alcuni casi, è sostituita da una raggiatura R, da indicare nella richiesta. Evidenziare, se possibile, anche le dimensioni della sede chiave sulla flangia. Nella richiesta riportare, se possibile, il tipo di macchina sulla quale il tirante viene montato

 Souligner, si possible, aussi les dimensions du siège de la clé sur la flange. Dans la demande reporter, si possible, le type de machine où le tirette est assemblé.

 The angle "C", in some cases, is replaced by radius "R". Please specify with your request. If possible highlight the dimension of the tool seat on the flange. Please include, if possible, the machine type where the pull stud will be used.

 Das Winkelmaß C in einigen Fällen, besteht aus einem Radius R; dies muss man bei Anfrage angeben. Wenn möglich, auch die Abmessung des Schlüsselsitzes auf der Flansche angeben. Bei anfrage, wenn möglich auch den Maschinentyp angeben auf welcher der Anzugsbolzen montiert wird

